



Sitting Volleyball European Championships

Latest Update: 13/05/2024 14:33




























Roll of Honour - MEN

Ed.	Year	City	Teams	G	S	B
I	1981	Bonn				
II	1983	Delten				
III	1985	Kristiansand				
IV	1987	Sarajevo				
V	1991	Nottingham				
VI	1993	Jarvenpaa				
VII	1995	Ljubljana				
VIII	1997	Tallinn				
IX	1999	Sarajevo				
X	2001	Sarospatak				
XI	2003	Lappeenranta				
XII	2005	Leverkusen				
XIII	2007	Nyiregyhaza				
XIV	2009	Elblag				
XV	2011	Rotterdam				
XVI	2013	Elblag				
XVII	2015	Warendorf				
XVIII	2017	Porec				
XIX	2019	Budapest				
XX	2021	Kemer				
XXI	2023	Caorle				
XXII	2025					























Roll of Honour - WOMEN

Ed.	Year	City	Teams	G	S	B
I	1993	Jarvenpaa				
II	1995	Ljubljana				
III	1997	Tallinn				
IV	1999	Sarajevo				
V	2001	Sarospatak				
VI	2003	Lappeenranta				
VII	2005	Leverkusen				
VIII	2007	Nyiregyhaza				
IX	2009	Elblag				
X	2011	Rotterdam				
XI	2013	Elblag				
XII	2015	Podcetrtek				
XIII	2017	Porec				
XIV	2019	Budapest				
XV	2021	Kemer				
XVI	2023	Caorle				
XVII	2025					

All the Men's Finals

Ed.	Year	City	Venue	Teams	Result	Dur.	Att.	MVP
I	1981	Bonn	...	NED  v  FRG	3-2 (7-15, L5- 5,14-16,15-11,15-11)			
II	1983	Delten	...	NED  v  FRG	3-2			
III ¹	1985	Kristiansand	...		v			
IV	1987	Sarajevo	...	NED  v  YUG	3-2 (06-15, 11-15, 15-11, 15-01, 15-13)			
V	1991	Nottingham	...	NED  v  HUN	3-1			
VI	1993	Jarvenpaa	...		v			
VII	1995	Ljubljana	...		v			
VIII	1997	Tallinn	...		v			
IX	1999	Sarajevo	...		v			
X	2001	Sarospatak	...		v			
XI	2003	Lappeenranta	...		v			
XII	2005	Leverkusen	...		v			
XIII	2007	Nyiregyhaza	...		v			
XIV	2009	Elblag	...	BIH  v  RUS	3-1			
XV	2011	Rotterdam	...	BIH  v  RUS	3-1 (22-25, 25-23, 25-10, 25-23)			
XVI	2013	Elblag	...	BIH  v  RUS	3-0 (25-22, 25-20, 30-28)			
XVII	2015	Warendorf	...	BIH  v  GER	3-0 (25-22, 25-19, 25-23)			
XVIII	2017	Porec	...	RUS  v  UKR	3-0 (25-18, 25-14, 25-17)			
XIX	2019	Budapest	Ludovika Arena	RUS  v  BIH	3-2 (26-24, 23-25, 23-25, 25-22, 17-15)	1:50	400	Viktor Milenin (RUS) 
XX	2021	Kemer	Daima Biz Hotel	BIH  v  RUS	3-0 (25-17, 28-26, 27-25)	1:17		Mirzet Duran (BIH) 
XXI	2023	Caorle	'Valter Vicentini'	BIH  v  GER	3-2 (18-25, 25-23, 28-30, 25-21, 15-06)	2:04		Safet Alibasic (BIH) 
XXII	2025							

All the Women's Finals

Ed.	Year	City	Venue	Teams	Result	Dur.	Att.	MVP
I	1993	Jarvenpaa	...	NED  v  FIN	3-2			
II	1995	Ljubljana	...	NED  v  LAT	3-0			
III	1997	Tallinn	...		v			
IV	1999	Sarajevo	...		v			
V	2001	Sarospatak	...	NED  v  SLO	3-1			
VI	2003	Lappeenranta	...	NED  v  SLO	3-0			
VII	2005	Leverkusen	...		v			
VIII	2007	Nyiregyhaza	...	NED  v  HUN	3-1 (22-25, 25-17, 25-16, 25-16)			
IX	2009	Elblag	...	NED  v  UKR	3-1 (20-25, 25-20, 25-13, 25-08)			
X	2011	Rotterdam	...	UKR  v  NED	3-1 (21-25, 28-26, 15-25, 13-25)			
XI	2013	Elblag	...	RUS  v  UKR	3-2 (25-16, 20-25, 25-23, 16-25, 10-15)			
XII	2015	Podcetrtek	...	UKR  v  RUS	3-2 (25-23, 25-17, 09-25, 12-25, 15-13)			
XIII	2017	Porec	...	RUS  v  UKR	3-0 (25-11, 25-14, 25-10)			
XIV	2019	Budapest	Ludovika Arena	RUS  v  ITA	3-0 (25-12, 25-16, 25-22)	0:50	200	Iuliia Mednikova (RUS) 
XV	2021	Kemer	Daima Biz Hotel	RUS  v  ITA	3-0 (25-20, 25-14, 25-19)	1:00		Iuliia Mednikova (RUS) 
XVI	2023	Caorle	'Valter Vicentini'	ITA  v  SLO	3-1 (25-17, 22-25, 25-16, 25-22)	1:37		Francesca Bosio (ITA) 
XVII	2025							

¹ Combined European Championship / World Cup.

All-time rankings - Men

Country	81	83	85	87	91	93	95	97	99	01	03	05	07	09	11	13	15	17	19	21	23	25	Total	
AUT	8	8	8	8	-	10	-	-	-	-	-	-	-	-	-	-	-	-	-	-	-	-	-	5
AZE	-	-	-	-	-	-	-	-	-	-	-	-	-	-	-	11	13	7	-	-	-	-	-	3
BEL	7	-	-	-	-	-	-	-	-	-	-	-	-	-	-	-	-	-	-	-	-	-	-	1
BIH	-	-	-	-	-	-	11	3	1	1	1	1	1	1	1	1	1	3	2	1	1	1	1	15
BLR	-	-	-	-	-	-	-	10	-	-	-	-	-	-	-	-	-	-	-	-	-	-	-	1
CRO	-	-	-	-	-	11	10	9	7	9	9	4	6	7	8	7	8	4	5	6	5	5	5	16
CZE	-	-	-	-	-	-	-	-	-	-	-	-	-	-	-	-	-	-	-	-	15	-	-	1
DEN	9	9	10	-	8	-	-	-	-	-	-	-	-	-	-	-	-	-	-	-	-	-	-	4
EST	-	-	-	-	-	7	12	11	-	-	11	-	-	-	-	-	-	-	-	-	-	-	-	4
FIN	4	3	7	7	5	2	4	1	3	5	3	6	-	-	-	-	-	-	-	-	-	-	-	12
FRA	-	-	-	-	-	-	-	-	-	-	-	-	-	-	-	-	-	-	-	-	16	-	-	1
FRG	2	2	6	5	-	-	-	-	-	-	-	-	-	-	-	-	-	-	-	-	-	-	-	4
GBR	-	-	9	10	9	-	-	-	-	-	-	-	12	10	9	8	-	-	-	-	-	-	-	7
GER	-	-	-	-	4	4	5	5	2	2	2	2	3	3	3	3	2	5	3	3	2	2	2	17
GEO	-	-	-	-	-	-	-	-	-	-	-	-	-	-	-	-	-	13	-	14	-	-	-	2
GRE	-	-	-	-	-	-	-	-	-	-	12	12	11	11	-	-	-	-	-	-	-	-	-	4
HUN	-	7	5	4	2	3	1	-	5	4	10	5	4	6	-	10	10	11	12	11	9	9	18	
ITA	-	-	-	-	-	-	-	-	-	-	-	-	-	-	-	-	-	-	12	12	-	13	8	4
LAT	-	-	-	-	-	12	-	8	12	10	8	11	8	-	10	11	11	9	7	10	6	6	14	
LTU	-	-	-	-	-	-	-	12	-	-	-	-	-	-	-	-	12	-	-	10	-	11	4	
LUX	10	-	-	-	-	-	-	-	-	-	-	-	-	-	-	-	-	-	-	-	-	-	-	1
NED	1	1	1	1	1	5	3	4	4	3	6	7	9	8	5	5	5	6	8	8	-	-	-	20
NOR	6	6	4	3	3	1	2	2	9	-	-	-	-	-	-	-	-	-	-	-	-	-	-	9
POL	-	-	-	-	-	-	-	-	11	7	5	9	10	9	6	6	6	8	11	7	4	4	4	13
RUS	-	-	-	-	7	-	8	-	10	-	4	3	2	2	2	2	3	1	1	2	-	-	13	
SLO	-	-	-	-	-	6	7	6	8	8	-	-	-	-	-	-	-	-	-	-	12	12	7	7
SRB	-	-	-	-	-	-	-	-	-	-	-	8	7	5	7	9	9	7	6	5	7	7	10	10
SUI	-	-	-	9	-	-	-	-	-	-	-	-	-	-	-	-	-	-	-	-	-	-	-	1
SWE	3	4	3	6	6	8	6	-	-	-	-	-	-	-	-	-	-	-	-	-	-	-	-	7
TUR	-	-	-	-	-	-	-	-	-	-	-	-	-	-	-	-	-	10	9	9	10	4	4	4
UKR	-	-	-	-	-	9	9	7	6	6	7	10	5	4	4	4	4	2	4	4	3	3	16	16
YUG	5	5	2	2	-	-	-	-	-	-	-	-	-	-	-	-	-	-	-	-	-	-	-	4
Total:	10	9	10	13²	9	12	12	12	12	10	12	12	12	11	11	13	12	13	12	16³	12	12	12	

All-time rankings - Women

Country	93	95	97	99	01	03	05	07	09	11	13	15	17	19	21	23	25	Total
CRO	-	-	-	-	-	-	-	-	-	-	9	8	9	7	9	6	6	6
EST	3	-	8	-	-	-	-	-	-	-	-	-	-	-	-	-	-	2
FIN	2	5	5	2	3	3	-	-	7	6	6	6	4	6	5	-	-	14
FRA	-	-	-	-	-	-	-	-	-	-	-	-	-	-	-	9	-	1
GBR	-	-	-	-	-	-	-	-	-	7	-	-	-	9	-	8	-	3
GER	-	8	7	6	6	6	-	6	5	5	5	5	8	4	3	4	-	14
HUN	-	-	-	-	-	-	-	-	-	8	7	7	6	8	7	5	-	7
ITA	-	-	-	-	-	-	-	-	-	-	-	-	7	2	2	1	-	4
LAT	4	2	1	4	7	-	-	5	-	-	-	-	-	-	-	-	-	6
LTU	-	4	2	5	5	5	2	4	4	-	-	-	-	-	-	-	-	8
NED	1	1	3	3	1	1	1	1	1	2	4	4	3	-	10	-	-	14
POL	-	-	-	-	-	-	-	-	8	-	8	-	-	-	8	7	-	4
RUS	-	6	-	-	7	5	7	6	3	1	2	1	1	1	-	-	-	11
SLO	-	3	4	1	2	2	3	3	3	4	3	3	5	5	4	2	-	15
TUR	-	-	-	-	-	-	-	-	-	-	-	-	-	-	11	10	-	2
UKR	-	7	6	-	4	4	4	2	2	1	2	1	2	3	6	3	-	14
Total:	4	8	8	6	7	7	5	7	8	8	9	8	9	9	11	10	10	

Medals Tables

MEN					
R	Country	G	S	B	Tot
1.	BIH	11	1	2	14
2.	NED	5	-	2	7
3.	RUS	2	5	2	9
4.	NOR	1	2	2	5
5.	FIN	1	1	3	5
6.	HUN	1	1	1	3
7.	GER	-	8	6	14
8.	YUG	-	2	-	2
9.	UKR	-	1	1	2
10.	SWE	-	-	2	2

WOMEN					
R	Country	G	S	B	Tot
1.	NED	7	1	3	11
2.	RUS	4	1	1	6
3.	UKR	2	4	2	8
4.	SLO	1	3	6	10
5.	ITA	1	2	-	3
6.	LAT	1	1	-	2
7.	FIN	-	2	2	4
8.	LTU	-	2	-	2
9.	EST	-	-	1	1
-	GER	-	-	1	1

² With the participation of IRI (5th), EGY (10th), USA (12th). Rankings in table for European sides ignore non-European teams.

³ Combined A and B Division.